

Corrigendum to the First Nations Food, Nutrition and Environment Study (FNFNES): Results from Alberta 2013. Ottawa: University of Ottawa, 2016

Laurie Chan¹, Olivier Receveur², Malek Batal², William David³, Harold Schwartz⁴, Amy Ing², Karen Fediuk¹, and Constantine Tikhonov⁴

¹ Department of Biology, University of Ottawa, 180 Gendron Hall, 30 Marie Curie, Ottawa, ON, Canada, K1N 6N5

² Department of Nutrition, Faculty of Medicine, Université de Montréal, Montreal, QC, Canada

³ Assembly of First Nations, Ottawa, ON, Canada

⁴ Environmental Public Health Division, First Nations and Inuit Health Branch (FNIHB), Indigenous Services Canada, Ottawa, ON, Canada

The authors regret to inform that some results were incorrect in the printed versions of the report as well as online versions downloaded prior to November 29, 2019.

The results concerning diabetes rates were incorrect. There were also some minor edits to title and category labels for some Tables and Figures. Revisions to this report are only in the Tables and Figures section and are in **red**.

Sample Characteristics

Page 38: Table 2 revisions

Title: **Table 2. Number of First Nations households in Alberta**

Under HH non-response, No. of incomplete records should be **32** (revised from 28)

Page 39: Table 4 revisions

Revised Category Label: Household size **and education** (removed Employment)

Health and Lifestyle Practices:

Pages 41-42

Figure 9. Prevalence of self-reported diabetes in First Nations adults in Alberta, total and by gender (weighted and age-standardized rates)

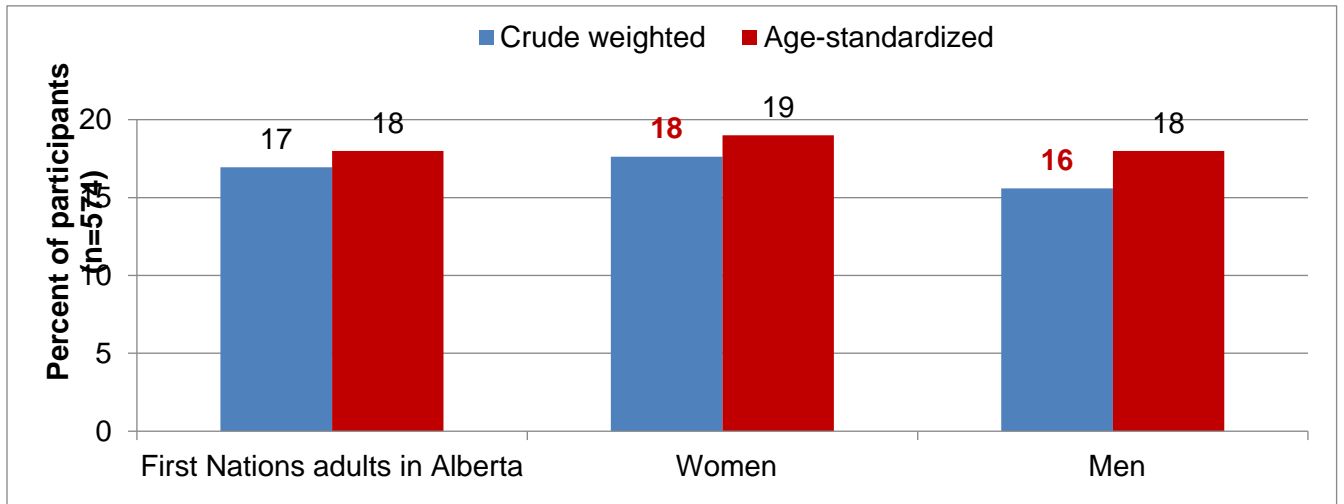


Figure 10. Prevalence of diabetes in First Nations adults in Alberta by gender and age group

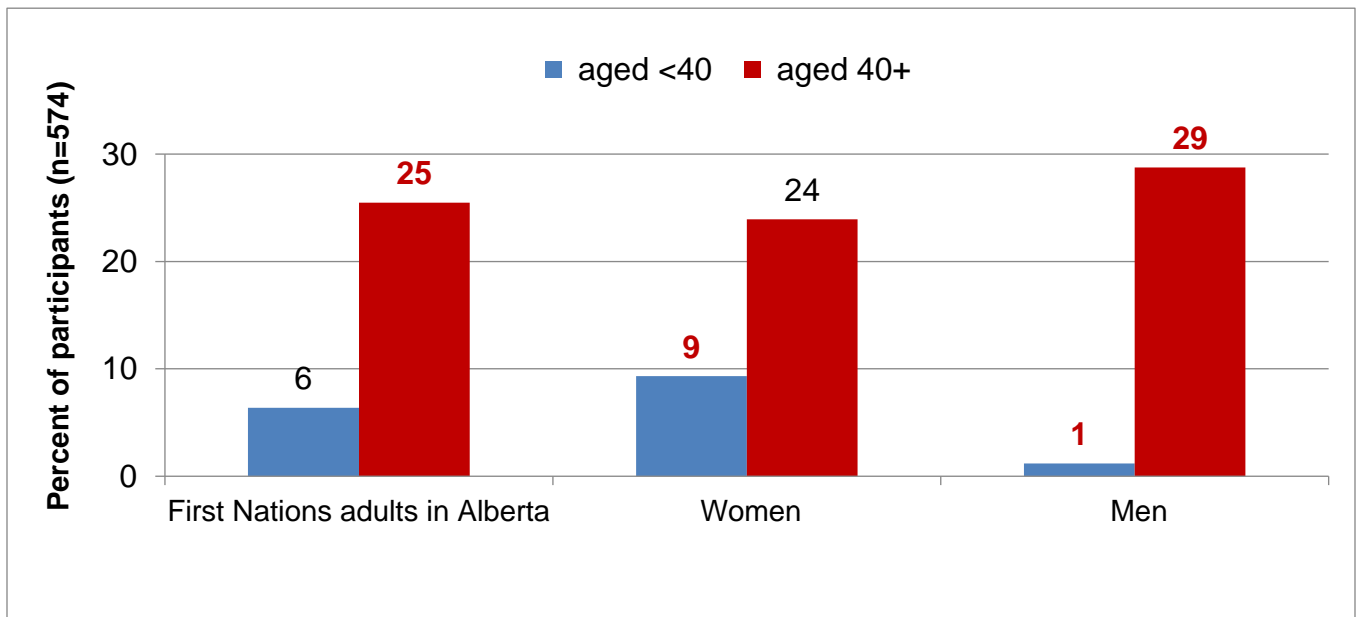


Figure 11: Type of diabetes reported by First Nations adults (n=99)

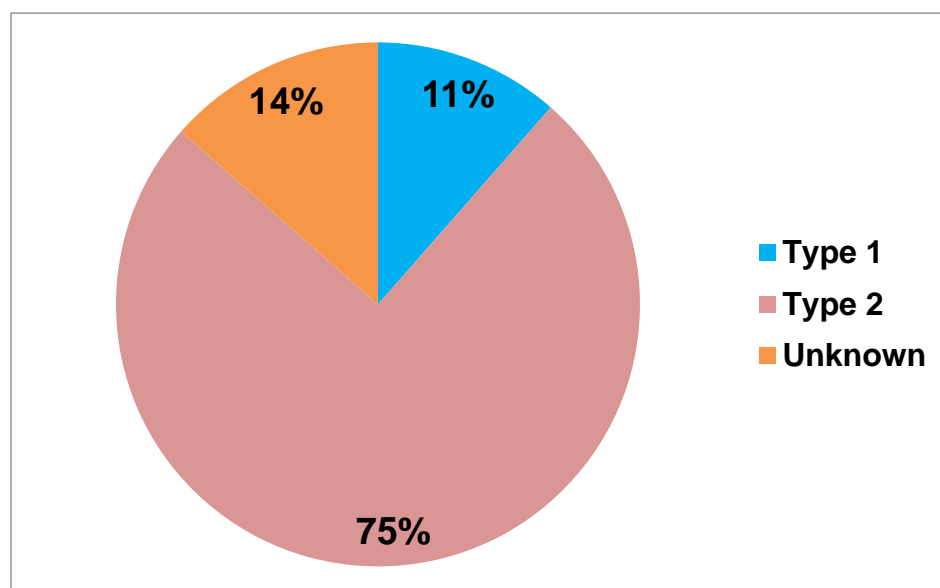


Table 5. Prevalence of self-reported diabetes among First Nations adults in Alberta compared to other Canadian studies

Population	Age	Prevalence Rate %		Reference
		Crude	Age Standardized [‡]	
Non-Aboriginal*	12+	6.0	5.0	2009-2010 CCHS
First Nations (on-reserve)	18+	16.2	20.7	2008-2010 RHS
First Nations on-reserve in Alberta	18+	13.6	NA	2008-2010 RHS
First Nations (off-reserve)*	12+	8.7	10.3	2009-2010 CCHS
Inuit*	15+	4.0	NA	2006 APS
Métis*	12+	5.8	7.3	2009-2010 CCHS
First Nations in Manitoba+ (on-reserve)	19+	24.4	20.8	2010 FNFNES
First Nations in Ontario+ (on-reserve)	19+	26.5	24.3	2011-2012 FNFNES
First Nations in Alberta+ (on-reserve)	19+	16.9	18.4	Current study

Nutrient Intake:

Page 68, Tables 11.30 and 11.31: column header “UL” should be “% within AMDR”

Page 75, Table 16: Sample size in table header should be “Days with TF (n=122 recalls)” instead of n= 202

Page 76, Table 17: Footnote superscript should be “⁸chicken” not “⁶chicken”

Food Contaminant Analyses:

Page 109, Tables 39 and 40: Footnotes should be removed: “n*= number of communities”

Appendices:

Page 148, Appendix O:

Correction of statement re: NFB food items. text under “Weekly cost of groceries for a family of four” should read “Foods that require little or no preparation, spices, condiments, household supplies or personal care items are not included” instead of “Foods that require preparation, spices, condiments, household supplies or personal care items are not included”.

The authors would like to apologise for any inconvenience caused.