

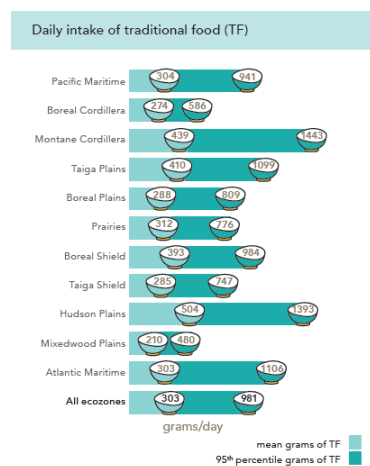
Corrigendum to the First Nations Food, Nutrition and Environment Study (FNFNES): Summary of key findings for eight Assembly of First Nations regions 2008-2018. November 2019.

Please note that some results are incorrect on Page 8 of the *Summary of Findings and Recommendations* printed in November 2019 and currently available online for download. A corrected version of this summary report will be available for download in the near future. We apologize for any inconvenience caused.

Corrections are as follows:

1) Average daily intake of traditional food was **39 grams (2 ½ tablespoons)** while some adults reported eating **almost 800 grams (3 ¼ cups)**.

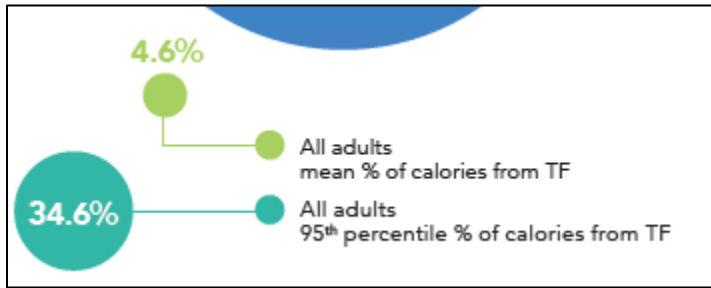
2) Values in this figure are incorrect and should be replaced by the values in the table below:



Corrected values:

Ecozone	Mean	95th percentile
Atlantic Maritime (n=70)	187	616
Mixedwood Plains (n=39)	124	275
Hudson Plains (n=79)	282	696
Taiga Shield (n=131)	193	712
Boreal Shield (n=254)	242	612
Prairies (n=70)	231	740
Boreal Plains (n=264)	189	508
Taiga Plains (n=49)	271	738
Montane Cordillera (n=102)	272	797
Boreal Cordillera (n=39)	148	339
Pacific Maritime (n=146)	196	493
All ecozones (n=1243)	216	648

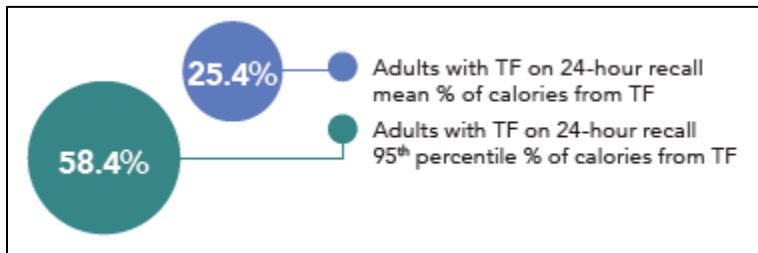
3) Corrections to this figure:



The value of 4.6% should be 3.2%

The value of 34.6% should be 23.5%

4) Corrections to this figure:



The value of 25.4% should be 18.0%

The value of 58.4% should be 53.3%